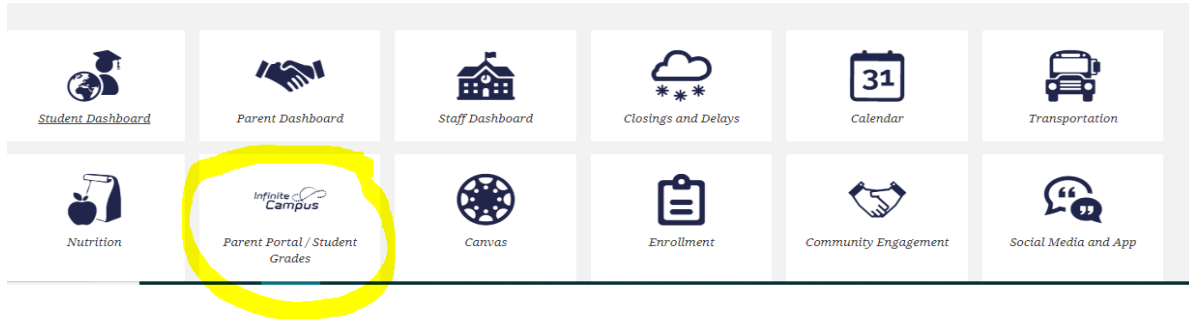


Instructions to Create a Campus Portal Account

1. Go to www.paulding.k12.ga.us. Right under the picture gallery, you will find the Infinite Campus icon. It states Parent Portal/Student Grades under the icon.



2. Click Campus Parent

A screenshot of the Paulding County login page. It shows the 'Paulding County' header, a 'Log in to' section with 'Campus Student' and 'Campus Parent' buttons, and a copyright notice at the bottom. The 'Campus Parent' button is circled in yellow.

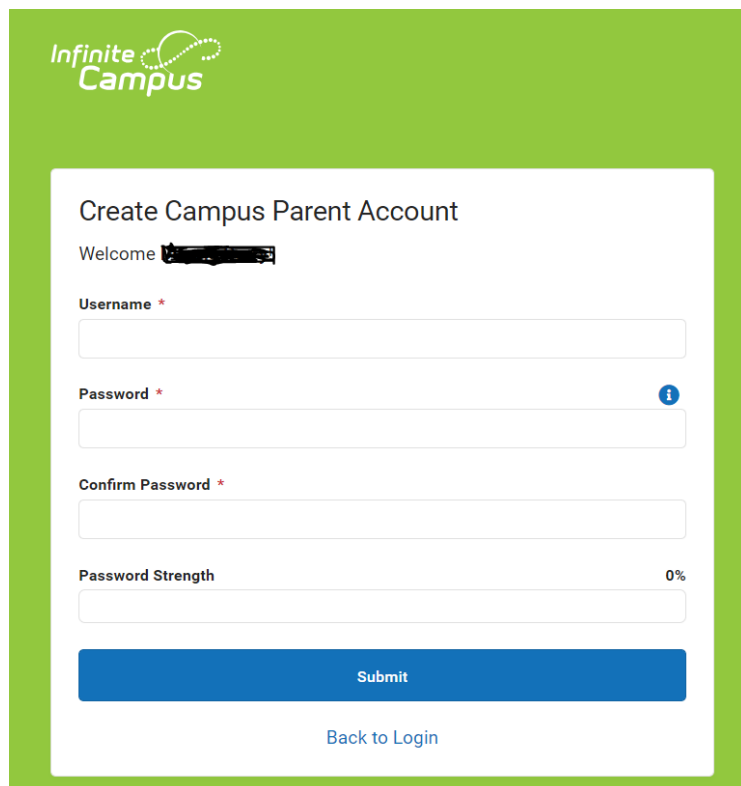
3. Click New User?

A screenshot of the Paulding County login page. It shows the 'Paulding County' header, a 'Parent Username' field, a 'Password' field, a 'Log In' button, a 'Help' link, a 'Log in to Campus Student' link, and a 'New User?' link. The 'New User?' link is circled in yellow.

4. Enter the activation code that you were given by school or Central Registration Office. Click Submit.

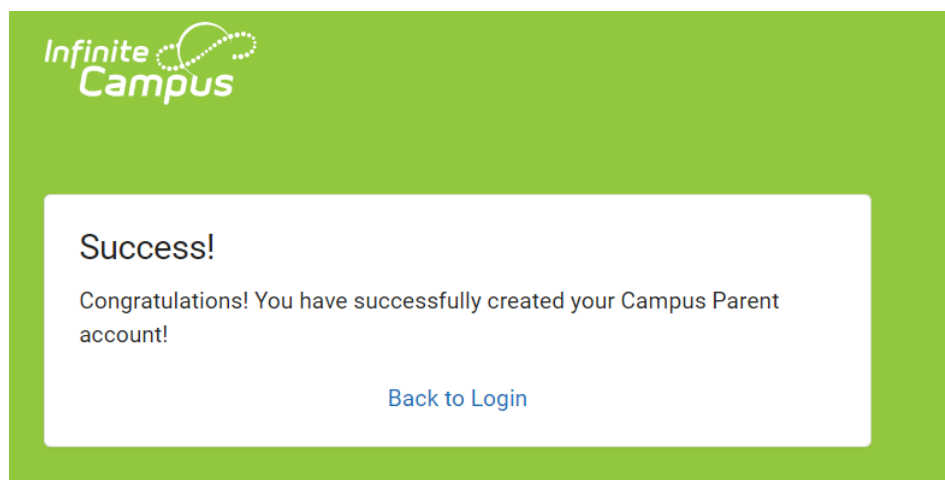
A screenshot of the Paulding County 'New User?' page. It shows the 'New User?' header, instructions to activate the account, a text box for the 'Activation Key', a 'Submit' button, and a 'Back to Login' link. The 'Activation Key' field and 'Submit' button are circled in yellow.

- You will now create your username and password. If username is already in use, a message will pop up informing you of this. Passwords must be 6 characters or longer. If the password isn't strong enough, you will be directed to create a stronger password. There are no requirements for any combination of characters, such as capital letters, numbers, or symbols. Click Submit.



The screenshot shows the 'Create Campus Parent Account' form on the Infinite Campus website. The form is set against a green background with the Infinite Campus logo in the top left. The form itself is white and contains the following elements: a title 'Create Campus Parent Account', a welcome message 'Welcome [redacted]', and three input fields for 'Username *', 'Password *', and 'Confirm Password *'. The 'Password *' field has a blue information icon to its right. Below these fields is a 'Password Strength' indicator showing '0%'. At the bottom of the form is a blue 'Submit' button and a link that says 'Back to Login'.

- Once your account is successfully created, the following message will appear. You can now log in to view your students' grades, attendance, and more helpful information. You can also download the Infinite Campus Mobile Portal app from the App store or Google Play. ****NOTE: You must create the Campus Portal Account using an internet browser before using the Infinite Campus Mobile Portal app.****



The screenshot shows the 'Success!' message on the Infinite Campus website. The message is displayed in a white box with a green border against a green background. It includes the Infinite Campus logo in the top left, the heading 'Success!', and the text 'Congratulations! You have successfully created your Campus Parent account!'. At the bottom of the box is a link that says 'Back to Login'.